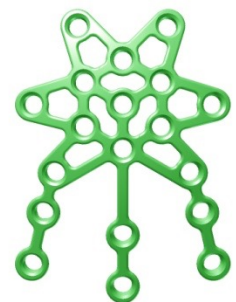
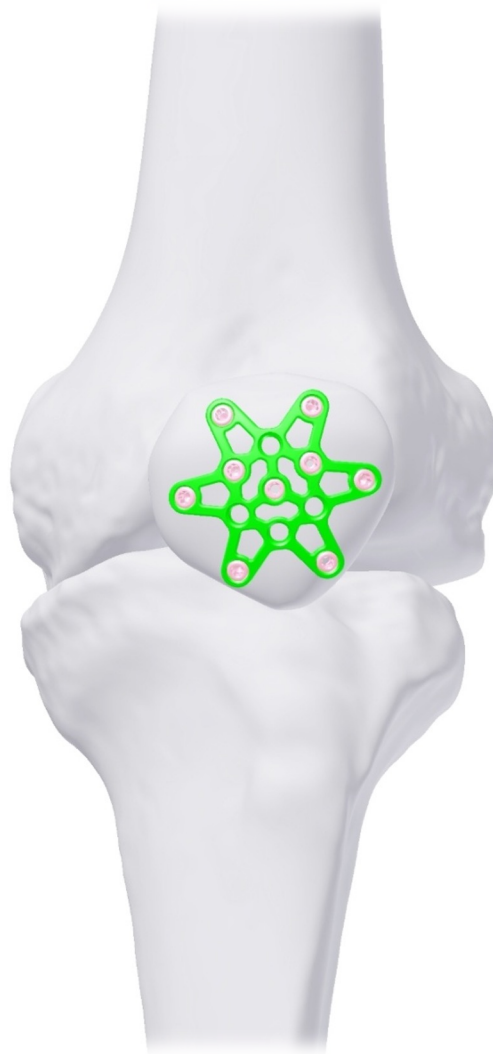


AMAZON **LCP**™

Locking Anterior Patella Plates 2.7 mm



Introduction

Patella fractures represent approximately 1% of all fractures and present a variety of fracture patterns, which can make osteosynthesis challenging. Fractures of the patella can lead to profound impairment due to its crucial function in the extensor mechanism of the knee. In a fractured patella, soft tissue structures provide distraction forces across the fragments, making stable fixation challenging to maintain over time. Locked plating in the patella is intended to deliver consistent stability and reproducible results.

The AMAZON™ Locking Anterior Patella Plate 2.7 mm is designed for utility across simple, wedge and complex fracture patterns. Studies have shown significantly higher patellar stability and osteosynthesis rates with locking plates. For Complex Fractures, plates with 3-hole legs and 6-hole legs are recommended. For Simple Fractures, core plates, plates with 3-hole legs and 6-hole legs may be used, based on fracture complexity.

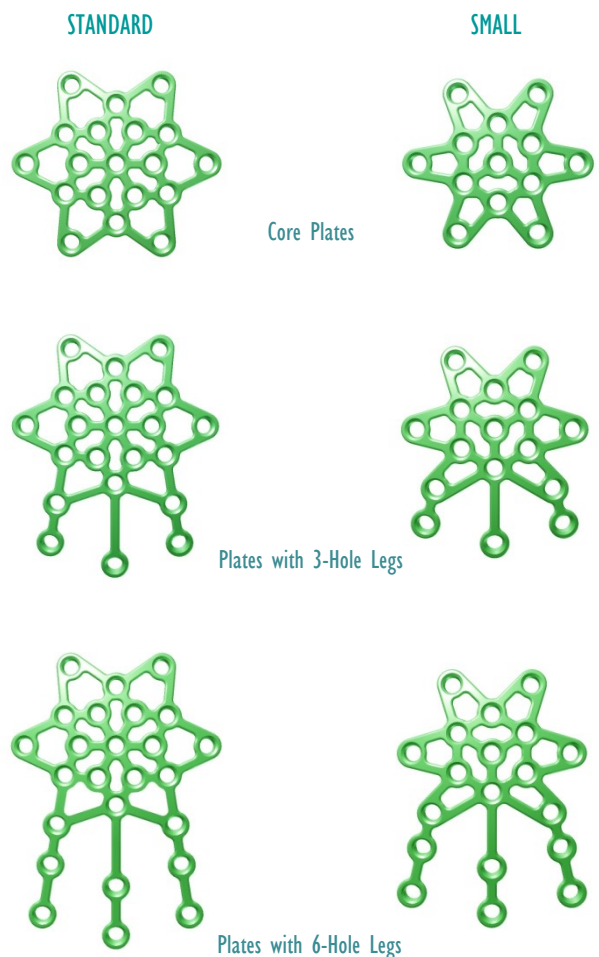
Implant Features

- Range of plates designed to address simple, wedge and complex fractures for large and small patellae.
- Plate design facilitates bending and contouring to meet patient specific needs.
- Windows can be used to attach soft tissue with suture.
- Plates can be cut to meet the needs for the specific fracture pattern and patient anatomy.
- Screw holes accept 2.7 mm locking, and cortex screws.
- Legs of the plate allow bi-cortical polar (apex to base) screws to be placed for inter-fragmentary fixation.
- Available in Titanium and Stainless Steel.



Indications

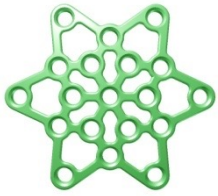
The AMAZON™ 2.7 mm Locking Anterior Patella Plating System is indicated for the fixation and stabilization of patellar fractures in normal and osteopenic bone in skeletally mature patients.



Contraindications

- Insufficient quantity or quality of bone.
- Blood supply limitations and previous infections, which may retard healing.
- Foreign-body sensitivity. Where material sensitivity is suspected, appropriate tests should be conducted before implantation to rule out sensitivity.
- The use of this device may not be suitable for patients with insufficient or immature bone.

Implant Information



Locking Anterior Patella Plate 2.7 mm, Core, Standard

REF (TIT)	TOTAL HOLES
MOI 35075000	19

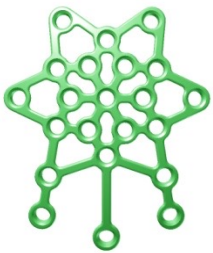
Screws: 2.7 mm Locking Screws / 2.7 mm Cortex Screws



Locking Anterior Patella Plate 2.7 mm, Core, Small

REF (TIT)	TOTAL HOLES
MOI 35076000	13

Screws: 2.7 mm Locking Screws / 2.7 mm Cortex Screws



Locking Anterior Patella Plate 2.7 mm, with 3-hole legs, Standard

REF (TIT)	TOTAL HOLES
MOI 35075003	22

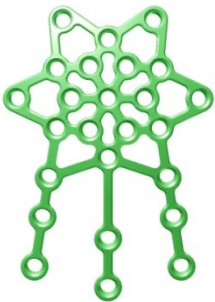
Screws: 2.7 mm Locking Screws / 2.7 mm Cortex Screws



Locking Anterior Patella Plate 2.7 mm, with 3-hole legs, Small

REF (TIT)	TOTAL HOLES
MOI 35076003	16

Screws: 2.7 mm Locking Screws / 2.7 mm Cortex Screws



Locking Anterior Patella Plate 2.7 mm, with 6-hole legs, Standard

REF (TIT)	TOTAL HOLES
MOI 35075006	25

Screws: 2.7 mm Locking Screws / 2.7 mm Cortex Screws



Locking Anterior Patella Plate 2.7 mm, with 6-hole legs, Small

REF (TIT)	TOTAL HOLES
MOI 35076006	19

Screws: 2.7 mm Locking Screws / 2.7 mm Cortex Screws



USA OFFICE

2404 Hollywood Blvd.
Hollywood, FL 33020

PUERTO RICO OFFICE

1660 Santa Ana Street
Esq. Fidalgo Diaz,
San Juan, Puerto Rico 00909

E-mail: info@madisonorthoinc.com
Website: www.madisonorthoinc.com

